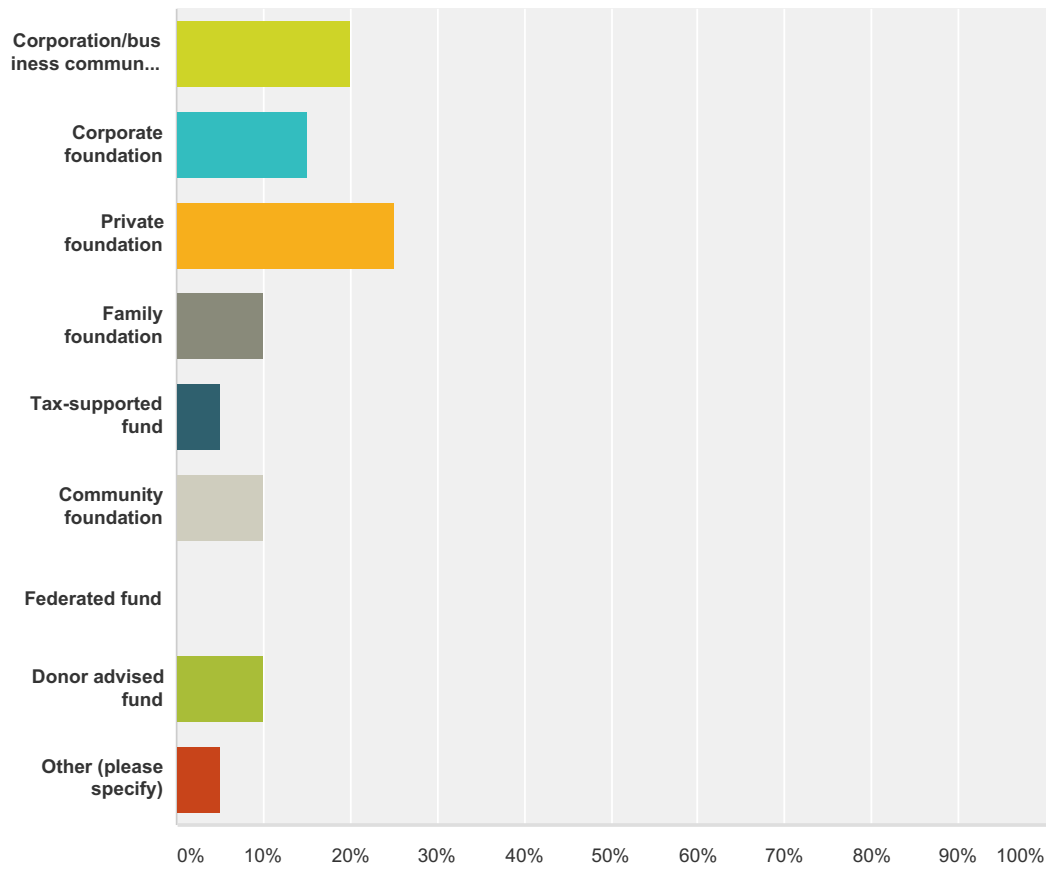


### Q1 Which of the following categories describes the type of grantmaker you are?

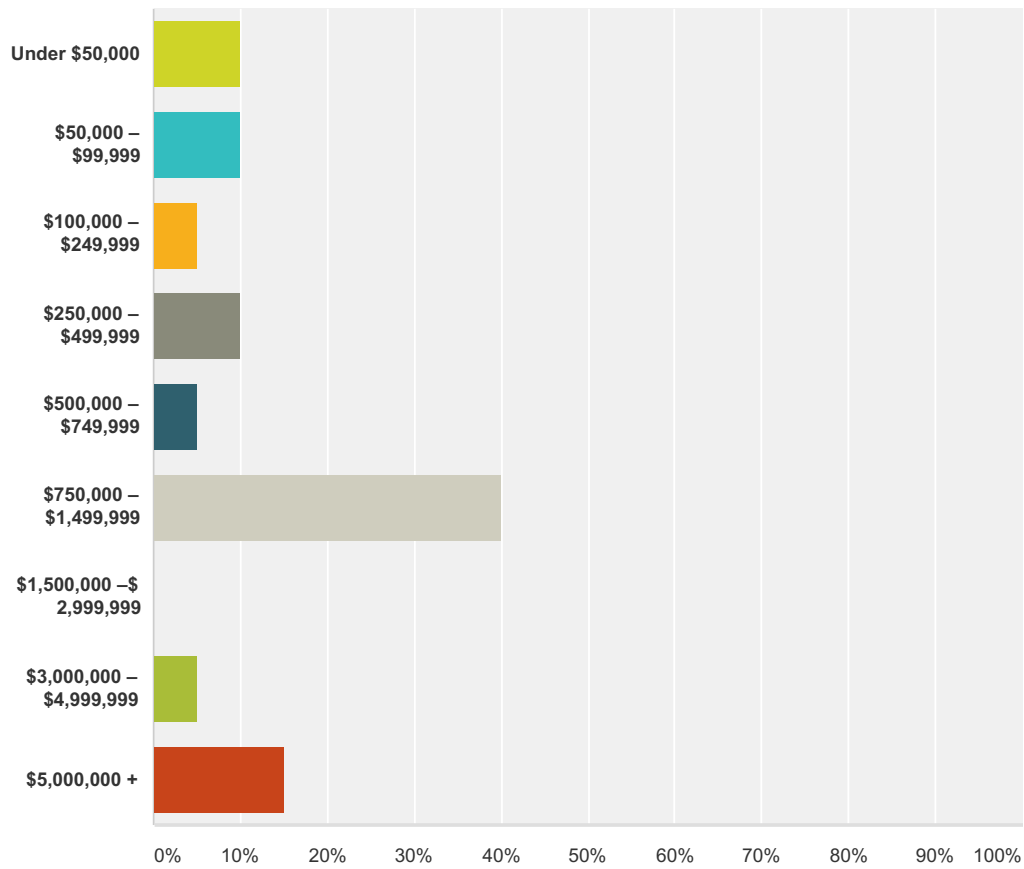
Answered: 20 Skipped: 0



Answer Choices	Responses
Corporation/business community relations	20.00% 4
Corporate foundation	15.00% 3
Private foundation	25.00% 5
Family foundation	10.00% 2
Tax-supported fund	5.00% 1
Community foundation	10.00% 2
Federated fund	0.00% 0
Donor advised fund	10.00% 2
Other (please specify)	5.00% 1
<b>Total</b>	<b>20</b>

## Q2 What was your total giving in the St. Louis region in 2016?

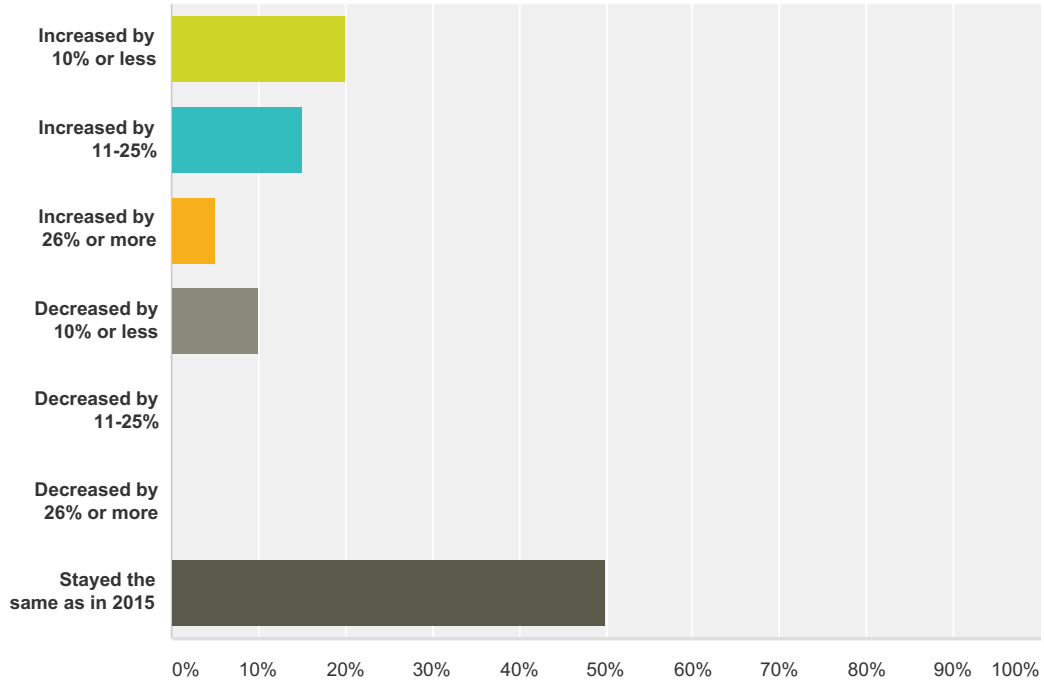
Answered: 20 Skipped: 0



Answer Choices	Responses
Under \$50,000	10.00% 2
\$50,000 – \$99,999	10.00% 2
\$100,000 – \$249,999	5.00% 1
\$250,000 – \$499,999	10.00% 2
\$500,000 – \$749,999	5.00% 1
\$750,000 – \$1,499,999	40.00% 8
\$1,500,000 – \$2,999,999	0.00% 0
\$3,000,000 – \$4,999,999	5.00% 1
\$5,000,000 +	15.00% 3
<b>Total</b>	<b>20</b>

**Q3 In 2016, did your total St. Louis area contributions increase, decrease or stay the same as in 2015?**

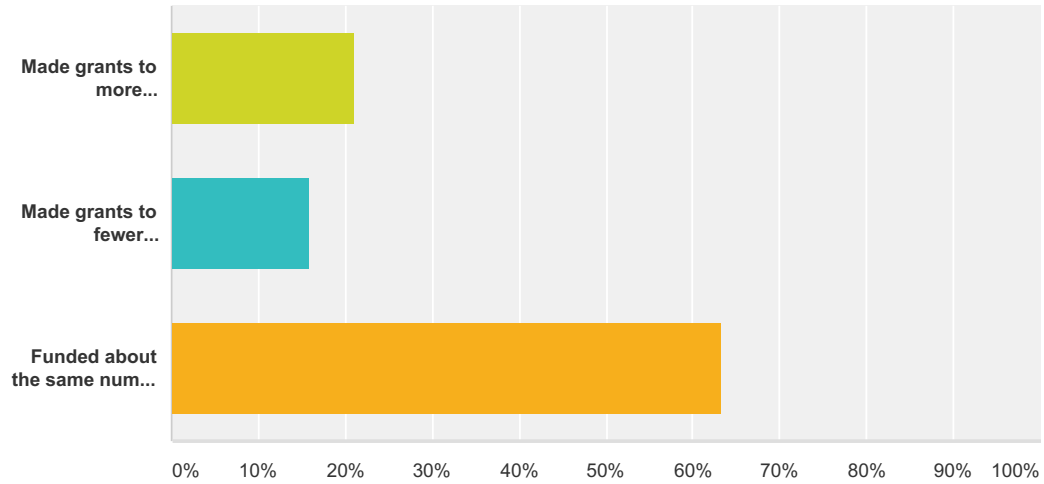
Answered: 20 Skipped: 0



Answer Choices	Responses	Count
Increased by 10% or less	20.00%	4
Increased by 11-25%	15.00%	3
Increased by 26% or more	5.00%	1
Decreased by 10% or less	10.00%	2
Decreased by 11-25%	0.00%	0
Decreased by 26% or more	0.00%	0
Stayed the same as in 2015	50.00%	10
<b>Total</b>		<b>20</b>

### Q4 In 2016, how did the number of nonprofit organizations you funded change from 2015?

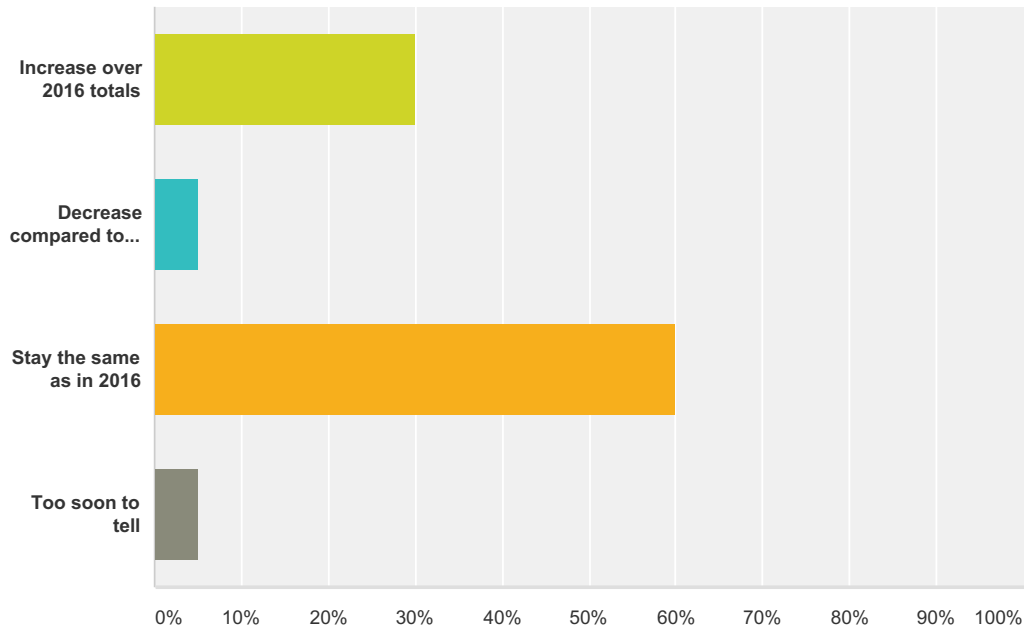
Answered: 19 Skipped: 1



Answer Choices	Responses
Made grants to more organizations	21.05% 4
Made grants to fewer organizations	15.79% 3
Funded about the same number of organizations	63.16% 12
<b>Total</b>	<b>19</b>

### Q5 In 2017, do you anticipate your contributions will...

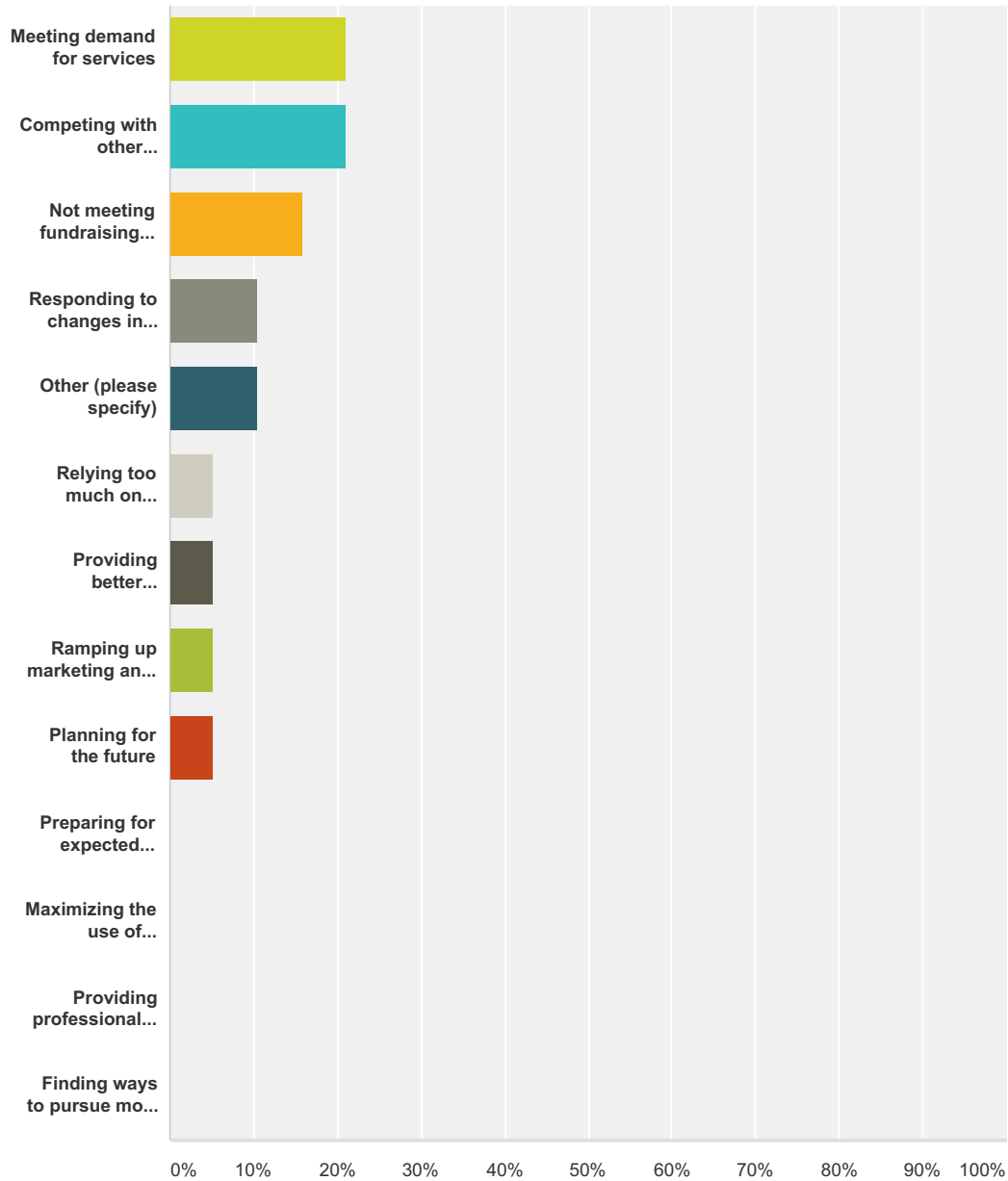
Answered: 20 Skipped: 0



Answer Choices	Responses
Increase over 2016 totals	30.00% 6
Decrease compared to 2016 totals	5.00% 1
Stay the same as in 2016	60.00% 12
Too soon to tell	5.00% 1
<b>Total</b>	<b>20</b>

**Q6 What do you see as the greatest challenge facing the nonprofit sector in 2017? (select only one answer)**

Answered: 19 Skipped: 1



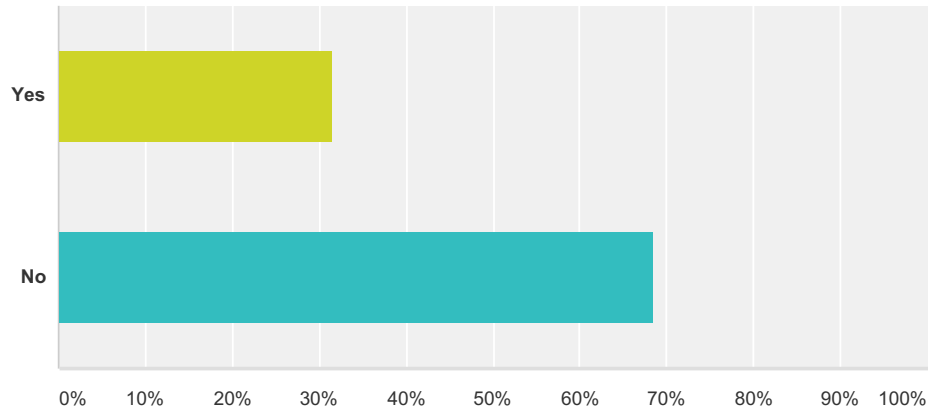
Answer Choices	Responses
Meeting demand for services	21.05% 4
Competing with other organizations/campaigns with similar missions	21.05% 4
Not meeting fundraising goals	15.79% 3
Responding to changes in public policy (e.g., social programs, health care, etc.)	10.53% 2
Other (please specify)	10.53% 2

## 2017 Philanthropic Landscape Funder Survey

Relying too much on government funding	5.26%	1
Providing better data/measurements on program impact	5.26%	1
Ramping up marketing and communications	5.26%	1
Planning for the future	5.26%	1
Preparing for expected leadership changes (staff and/or board)	0.00%	0
Maximizing the use of technology	0.00%	0
Providing professional development for staff	0.00%	0
Finding ways to pursue more collaborations/alliances	0.00%	0
<b>Total</b>		<b>19</b>

**Q7 Do you currently fund grantee advocacy, lobbying, or educating stakeholders/policymakers?**

Answered: 19 Skipped: 1

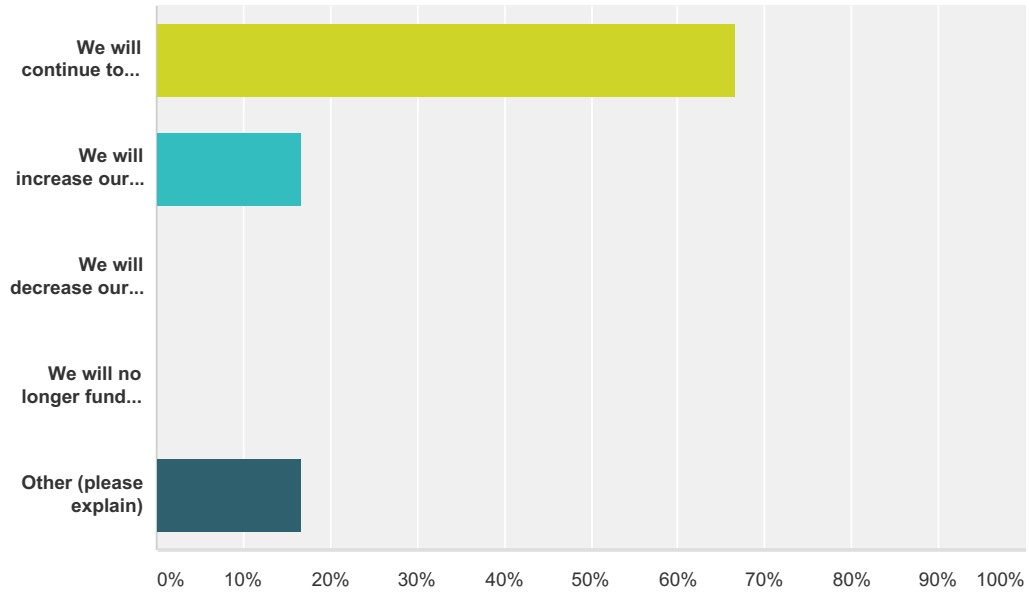


Answer Choices	Responses	
Yes	31.58%	6
No	68.42%	13
<b>Total</b>		<b>19</b>



### Q8 What are your plans for funding grantee advocacy, lobbying, or educating stakeholders/policymakers in 2017 and 2018?

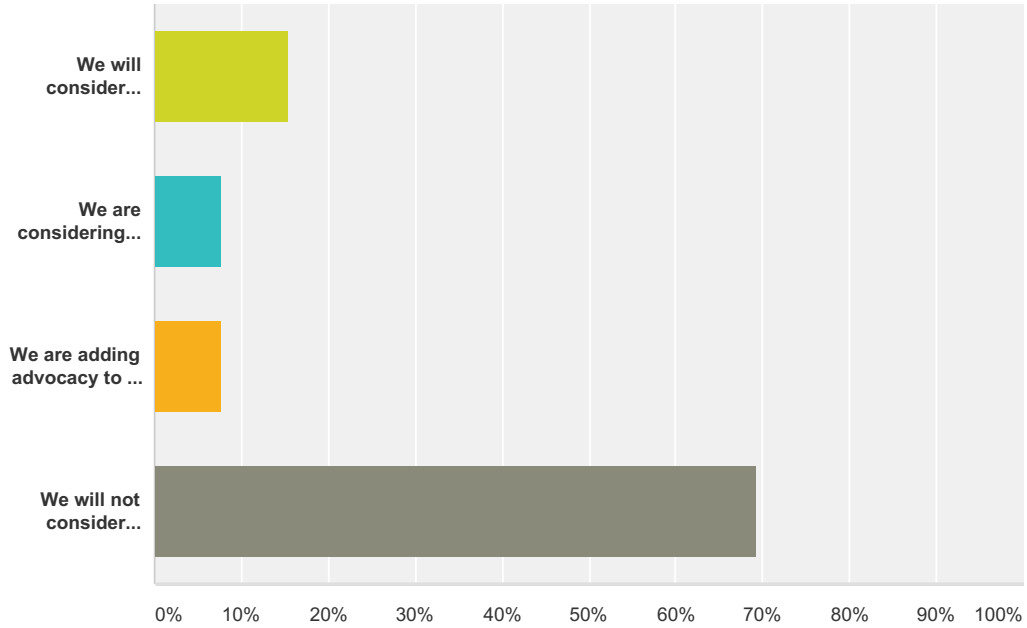
Answered: 6 Skipped: 14



Answer Choices	Responses
We will continue to fund advocacy at our current levels	66.67% 4
We will increase our funding for advocacy	16.67% 1
We will decrease our funding for advocacy	0.00% 0
We will no longer fund advocacy	0.00% 0
Other (please explain)	16.67% 1
<b>Total</b>	<b>6</b>

### Q9 Do you have any plans for funding grantee advocacy, lobbying, or educating stakeholders/policymakers in 2017 and 2018?

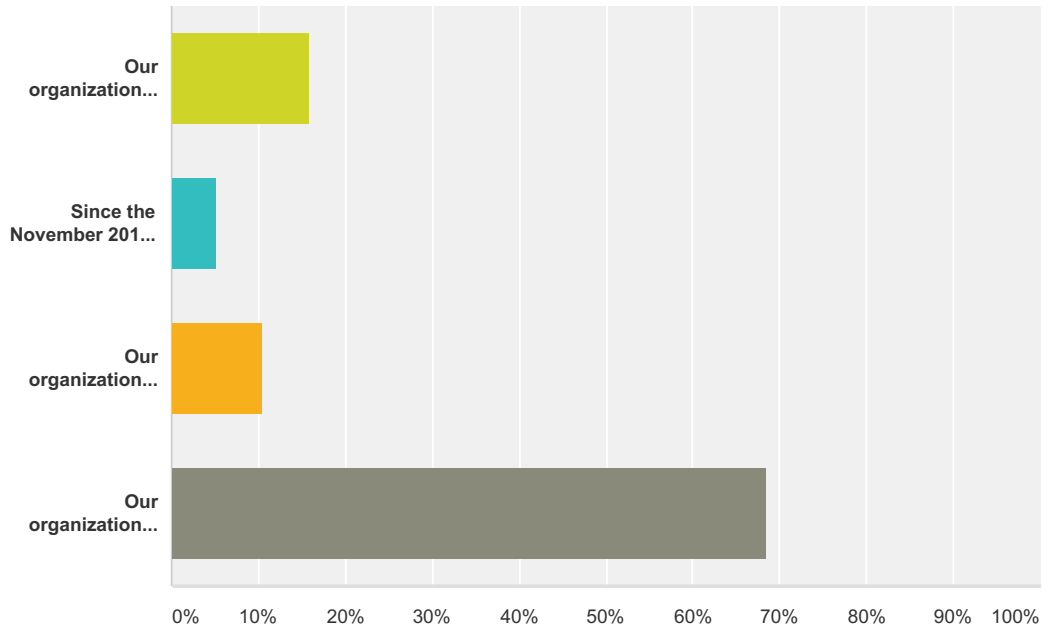
Answered: 13 Skipped: 7



Answer Choices	Responses
We will consider funding a request for advocacy activities but will not formally seek proposals for advocacy	15.38% 2
We are considering adding advocacy to our funding portfolio	7.69% 1
We are adding advocacy to our funding portfolio	7.69% 1
We will not consider funding requests for advocacy activities	69.23% 9
<b>Total</b>	<b>13</b>

### Q10 How would you describe your organization's involvement with advocacy other than funding grantee work?

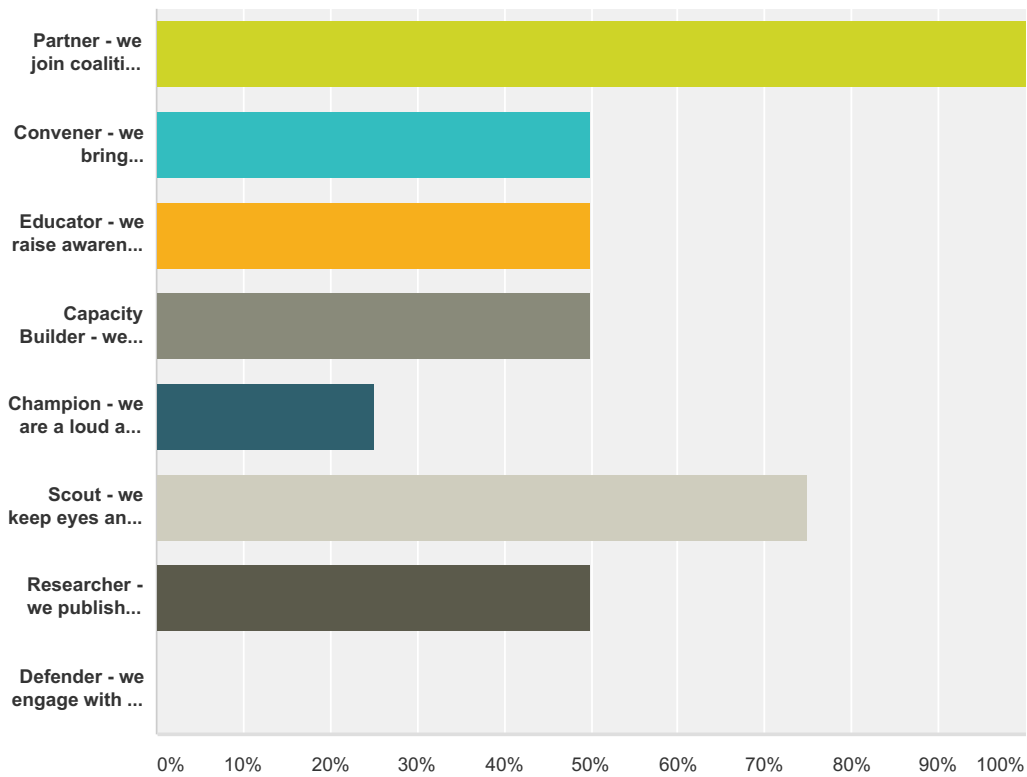
Answered: 19 Skipped: 1



Answer Choices	Responses
Our organization is engaged in advocacy and have been since before the 2016 elections	15.79% 3
Since the November 2016 elections our organization has become engaged in advocacy	5.26% 1
Our organization is considering becoming engaged in advocacy	10.53% 2
Our organization is not actively engaged in advocacy and do not anticipate becoming involved	68.42% 13
<b>Total</b>	<b>19</b>

### Q11 Please check all advocacy roles that describe your advocacy efforts:

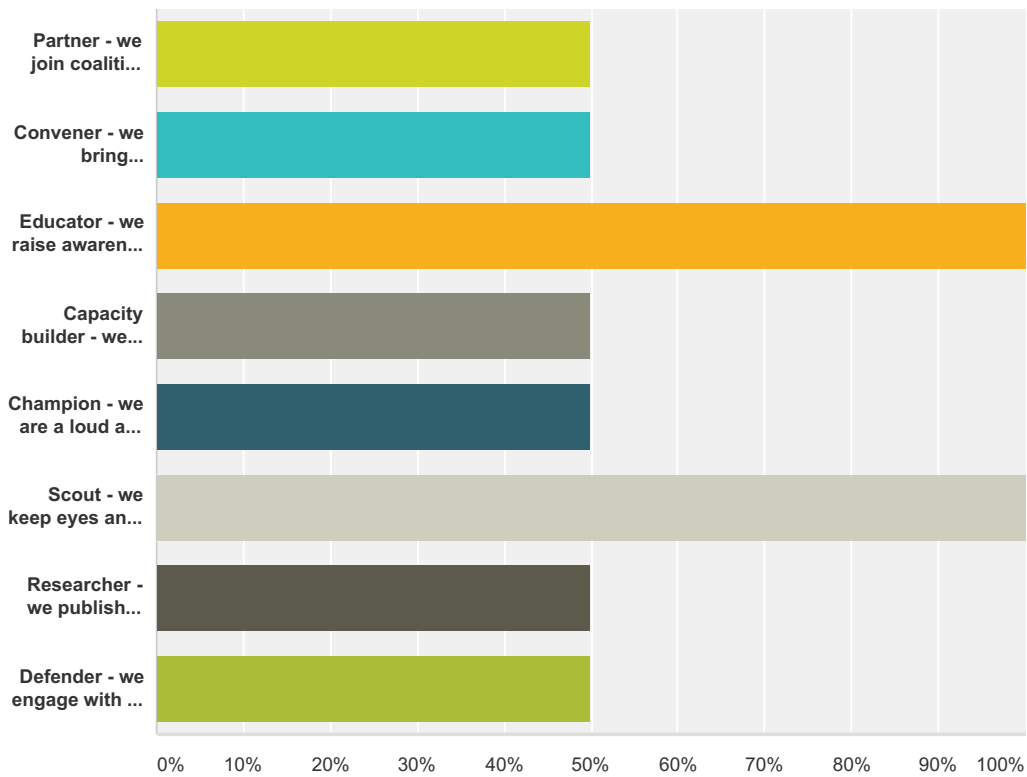
Answered: 4 Skipped: 16



Answer Choices	Responses
Partner - we join coalitions that are working towards systems change	100.00% 4
Convener - we bring government, nonprofit, foundations, and business to a common table	50.00% 2
Educator - we raise awareness of policy matters with the general public, media and policymakers	50.00% 2
Capacity Builder - we provide training on subjects such as why advocacy is needed and the greater impact through policy advocacy	50.00% 2
Champion - we are a loud and frequent voice for the policy work of grantees	25.00% 1
Scout - we keep eyes and ears open to discussions relevant to a specific policy issue	75.00% 3
Researcher - we publish reports that educate policy makers, general public, and media on specific policy issues	50.00% 2
Defender - we engage with and support groups that work to protect the interests of all nonprofits	0.00% 0
<b>Total Respondents: 4</b>	

### Q12 Please check all advocacy roles that you are considering:

Answered: 2 Skipped: 18



Answer Choices	Responses
Partner - we join coalitions that are working towards systems change	50.00% 1
Convener - we bring government, nonprofit, foundation and business to a common table	50.00% 1
Educator - we raise awareness of policy matters with the general public, media, and policymakers	100.00% 2
Capacity builder - we provide training on subjects such as why advocacy is needed and the greater impact through policy advocacy	50.00% 1
Champion - we are a loud and frequent voice for the policy work of grantees	50.00% 1
Scout - we keep eyes and ears open to discussions relevant to a specific policy issue	100.00% 2
Researcher - we publish reports that educate policy makers, general public, and media on specific policy issues	50.00% 1
Defender - we engage with and support groups that work to protect the interests of all nonprofits	50.00% 1
<b>Total Respondents: 2</b>	